

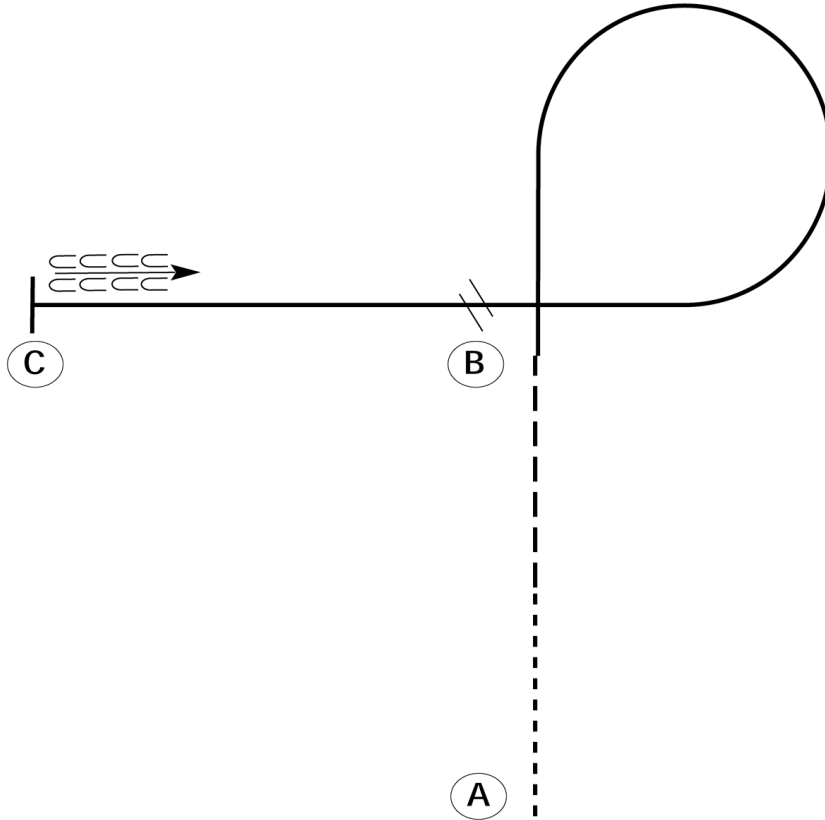
Florida Super 8 ApHC Show

Yth & NP Bareback Equitation

Show Date: March 18th - 20th

w w w . H o r s e S h o w P a t t e r n s . c o m

w w w . H o r s e S h o w P a t t e r n s . c o m



Be ready at A.

1. Walk from A 1/2 way to B.
2. Jog the rest of the way to B.
3. Lope a circle to the right.
4. Change leads at B.
5. Lope on the left lead to C.
6. Stop at C and back one horse length.

Retire to the rail or line up at a jog.

Walk - - - - -

Jog - - - - -

Extended Jog - - - - -

Lope _____

Leg Yield |||||

Lead Change / \

Back ← ⊂ ⊂ ⊂ ⊂ ⊂

Marker (B)

Sidepass ← - - - - - →

[WH/2-25]

Pattern Provided by:

Cindy Mergaert

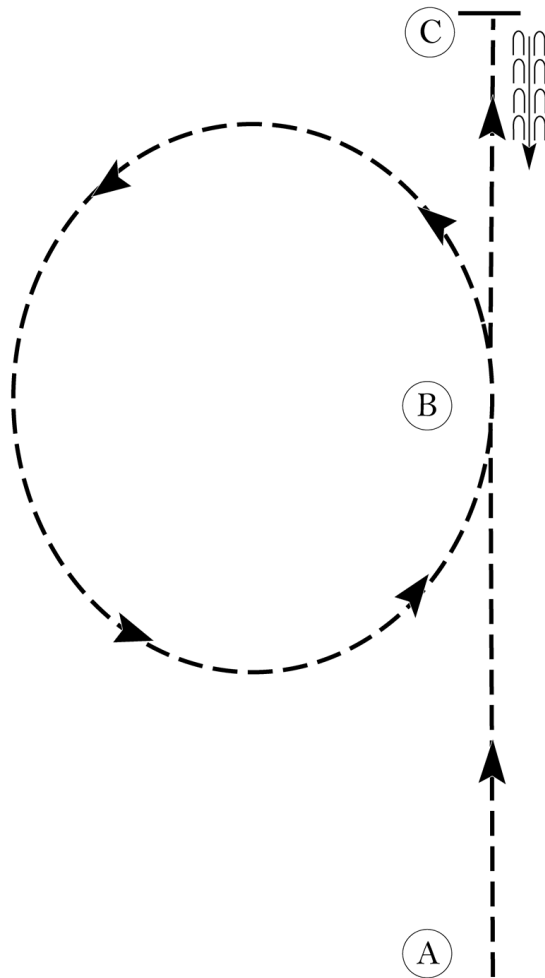
Florida Super 8 ApHC Show

Youth and Non-Pro Walk-Trot Hunt Seat Equitation

Show Date: March 18th - 20th

w w w . H o r s e S h o w P a t t e r n s . c o m

w w w . H o r s e S h o w P a t t e r n s . c o m



1. Posting trot on the left diagonal from A to B.
2. At B posting trot a circle to the left on the right diagonal.
3. Sitting trot to C.
4. Stop at C and back approximately one horse length.

Exit at a sitting trot.

Walk	-----
Trot	- - - - -
Extended Trot	— — — — —
Canter	—————
Leg Yield	
Lead Change	— / —
Back	← ← ← ← ←
Marker	⊙ B
Sidepass	← — — — — ←
Hand Gallop	— — — — —

[HSE/WT-21]

Pattern Provided by:

Cindy Mergaert

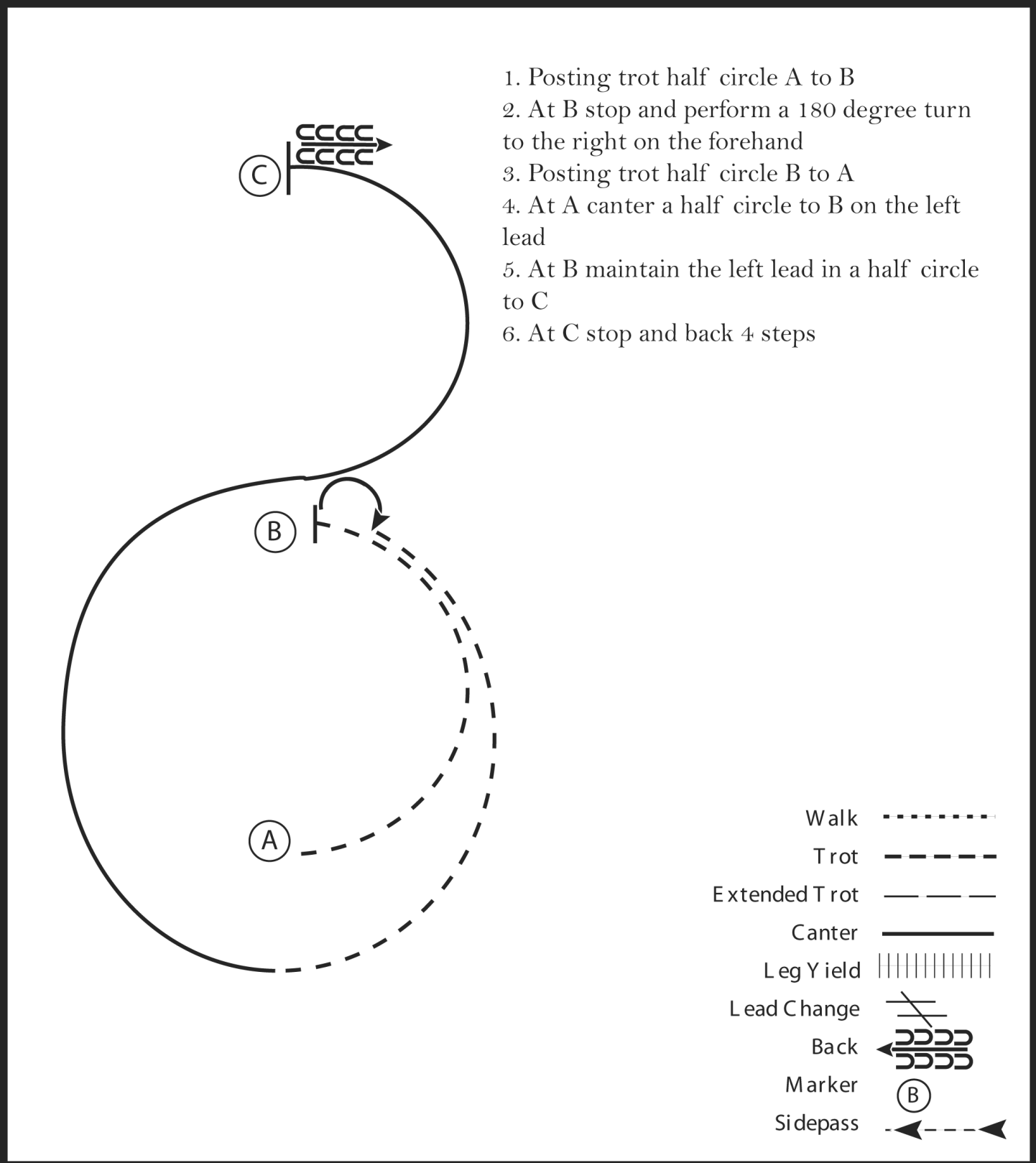
Florida Super 8 ApHC Show

Yth & NP Saddle Seat Equitation

Show Date: March 18th - 20th

www.HorseShowPatterns.com

www.HorseShowPatterns.com



1. Posting trot half circle A to B
2. At B stop and perform a 180 degree turn to the right on the forehand
3. Posting trot half circle B to A
4. At A canter a half circle to B on the left lead
5. At B maintain the left lead in a half circle to C
6. At C stop and back 4 steps

- Walk (dotted line)
- Trot - - - - - (dashed line)
- Extended Trot - - - - - (long dashed line)
- Canter _____ (solid line)
- Leg Yield ||||| (vertical lines)
- Lead Change / (diagonal lines)
- Back ← (line with backward arrow)
- Marker (B) (circle with letter)
- Sidepass ← - - - - - (dashed line with arrow)

[HSE/2-7]

Pattern Provided by:

Cindy Mergaert

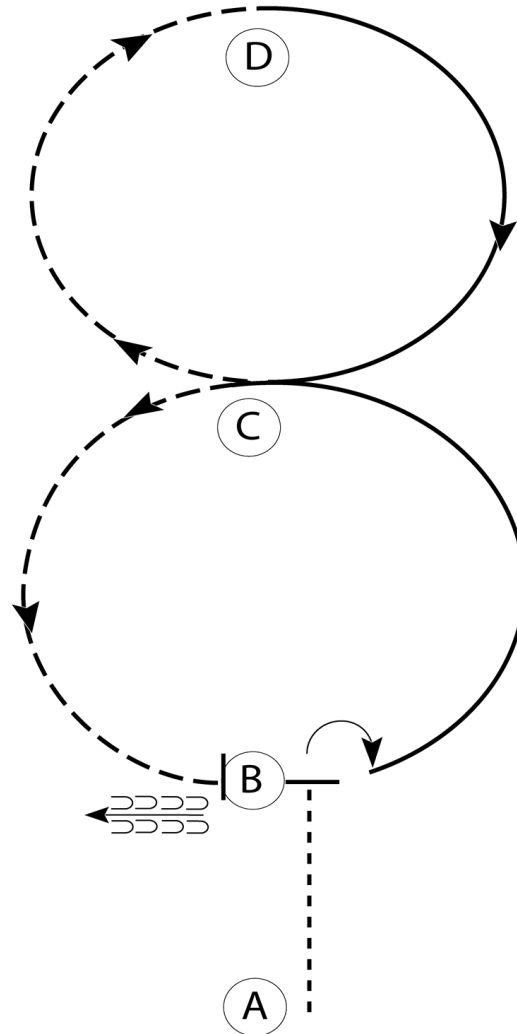
Florida Super 8 ApHC Show

Yth 14-18, NP, & 35 & Over NP Hunt Seat Equitation

Show Date: March 18th - 20th

www.HorseShowPatterns.com

www.HorseShowPatterns.com



Be ready at A.

1. Walk to B.
2. Stop at B and perform a 90 degree turn to the right on the forehand.
3. Canter on the left lead to C.
4. Posting trot from C to D.
5. Canter on the right lead from D to C.
6. Posting trot from C to B.
7. Stop at B and back one horse length.

Follow the instructions of your ring steward.

Walk
Trot	-----
Extended Trot	- - - - -
Canter	—————
Leg Yield	
Lead Change	↘ ↙
Back	← ← ← ← ←
Marker	Ⓚ
Sidepass	← - - - - →
Hand Gallop	—————

[HSE/2-13]

Pattern Provided by:

Cindy Mergaert

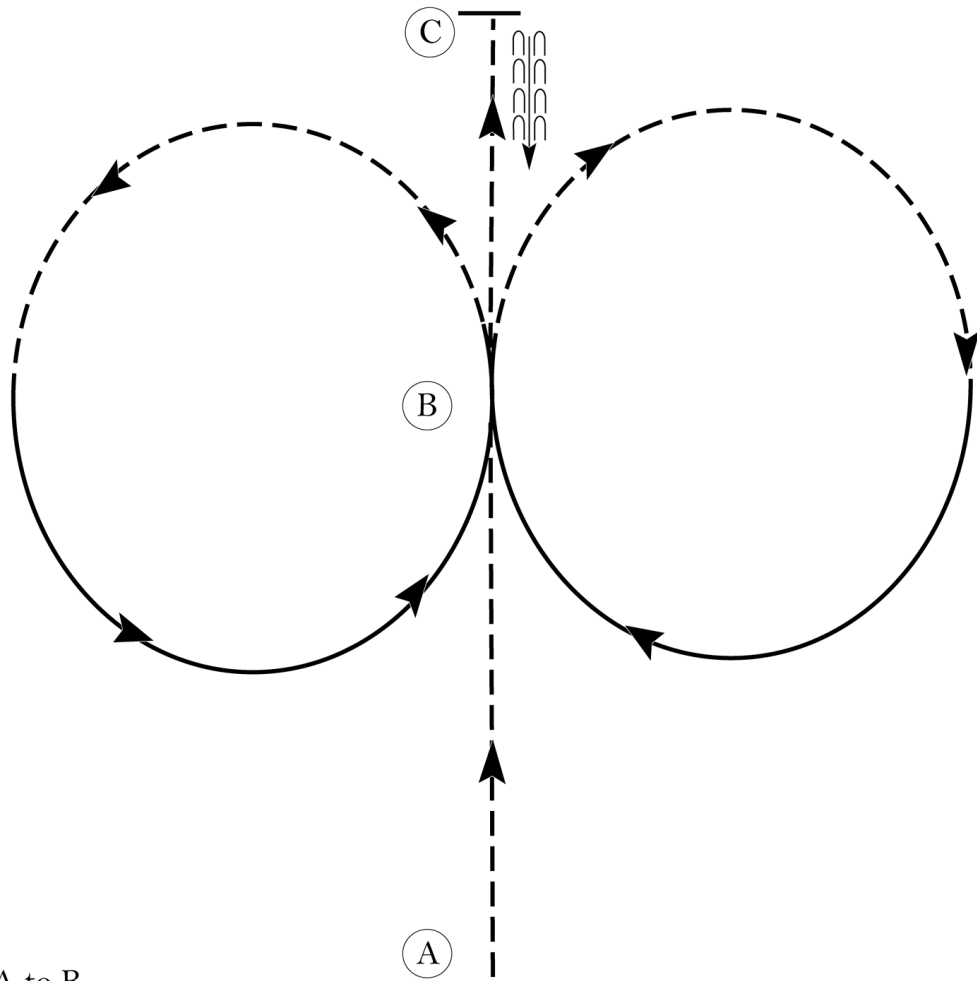
Florida Super 8 ApHC Show

Yth 13 & Under, Nov. Yth, & Nov. NP, & Masters Hunt Seat Equitation

Show Date: March 18th - 20th

w w w . H o r s e S h o w P a t t e r n s . c o m

w w w . H o r s e S h o w P a t t e r n s . c o m



1. Sitting trot A to B
2. At B posting trot on the left diagonal in a half circle.
3. Canter on the right lead back to B. .
4. Posting trot on the right diagonal in a half circle.
5. Canter on the left lead back to B.
6. Sitting trot to C.
7. Stop at C and back approximately one horse length.

Exit at a sitting trot.

Walk
Trot	- - - - -
Extended Trot	- - - - -
Canter	—————
Leg Yield	
Lead Change	— / —
Back	← ← ← ← ←
Marker	ⓑ
Sidepass	← - - - ←
Hand Gallop	—————

[HSE/2-21]

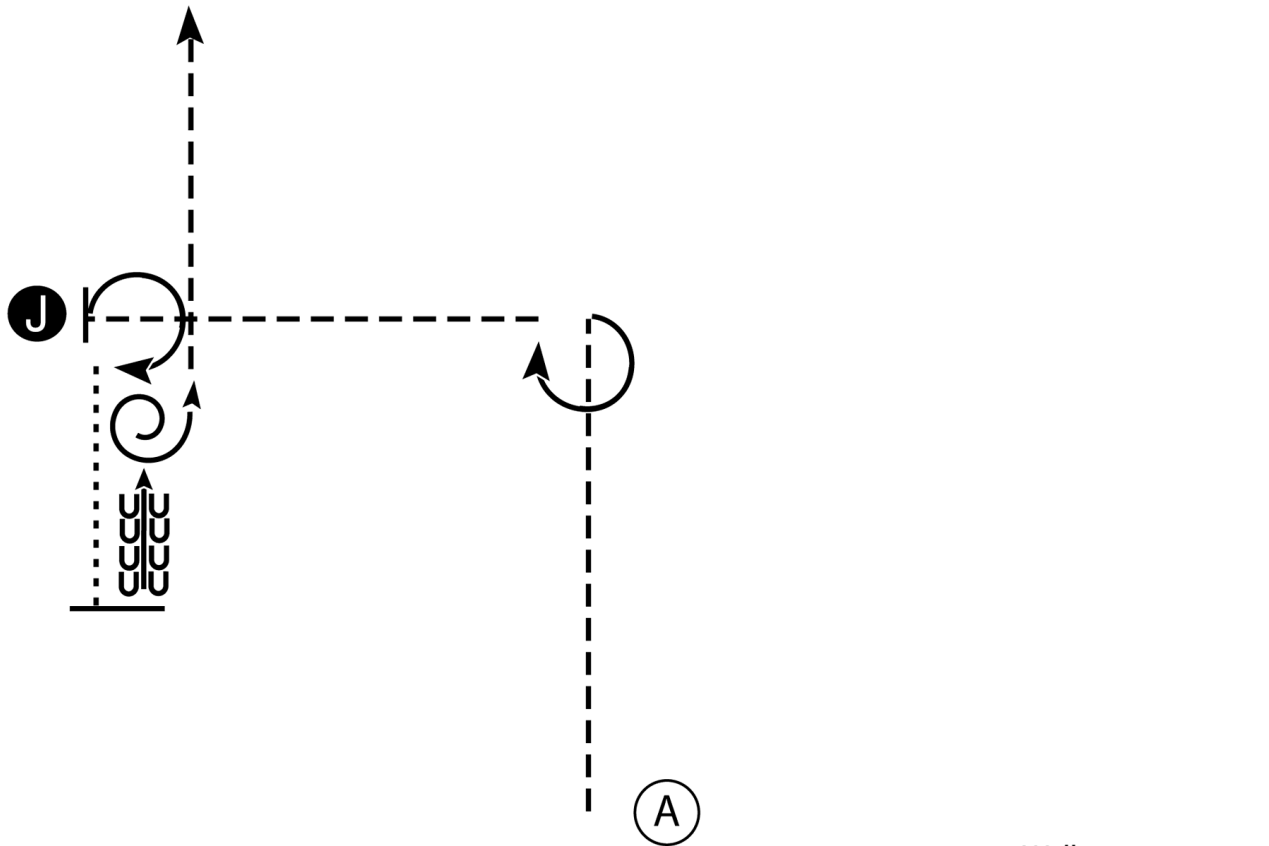
Pattern Provided by:

Cindy Mergaert

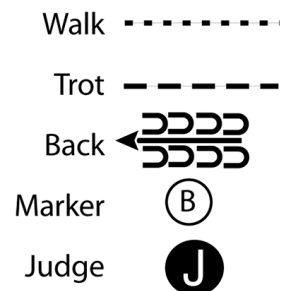
Florida Super 8 ApHC Show

Yth 14-18, NP, & 35 & Over NP, & Masters Showmanship

Show Date: March 18th - 20th



1. Trot from A until even with the Judge.
2. Stop and perform a 270 degree turn.
3. Trot to the Judge. Stop and set up for inspection.
4. When dismissed perform a 270 degree turn and walk three horse lengths.
5. Stop and back four steps.
6. Perform a 540 degree turn and trot to the line-up.



[S/3-7]

Pattern Provided by:

Cindy Mergaert

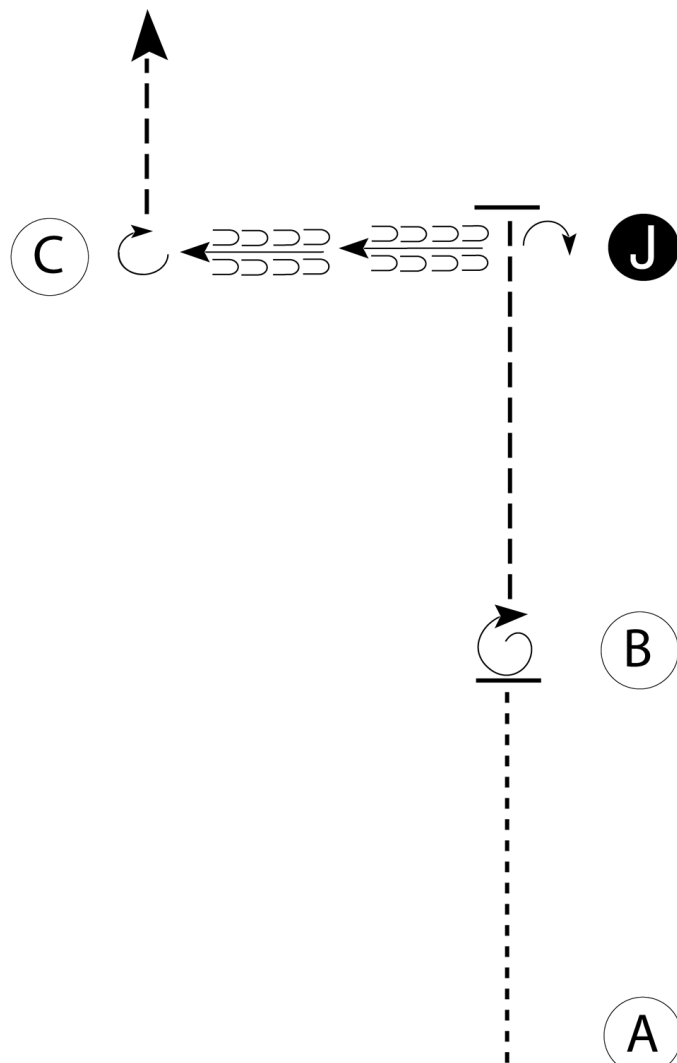
Florida Super 8 ApHC Show

English Showmanship

Show Date: March 18th - 20th

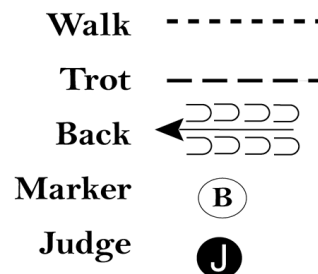
w w w . H o r s e S h o w P a t t e r n s . c o m

w w w . H o r s e S h o w P a t t e r n s . c o m



Be ready at A.

1. Walk A to B.
2. Stop at B and perform a 360 degree turn.
3. Trot until even with Judge.
4. Stop and perform a 90 degree turn; set up for inspection.
5. When dismissed, back to C.
6. Perform a 270 degree turn and trot straight away.



Follow the instructions of your ring steward.

[S/2-4]

Pattern Provided by:

Cindy Mergaert

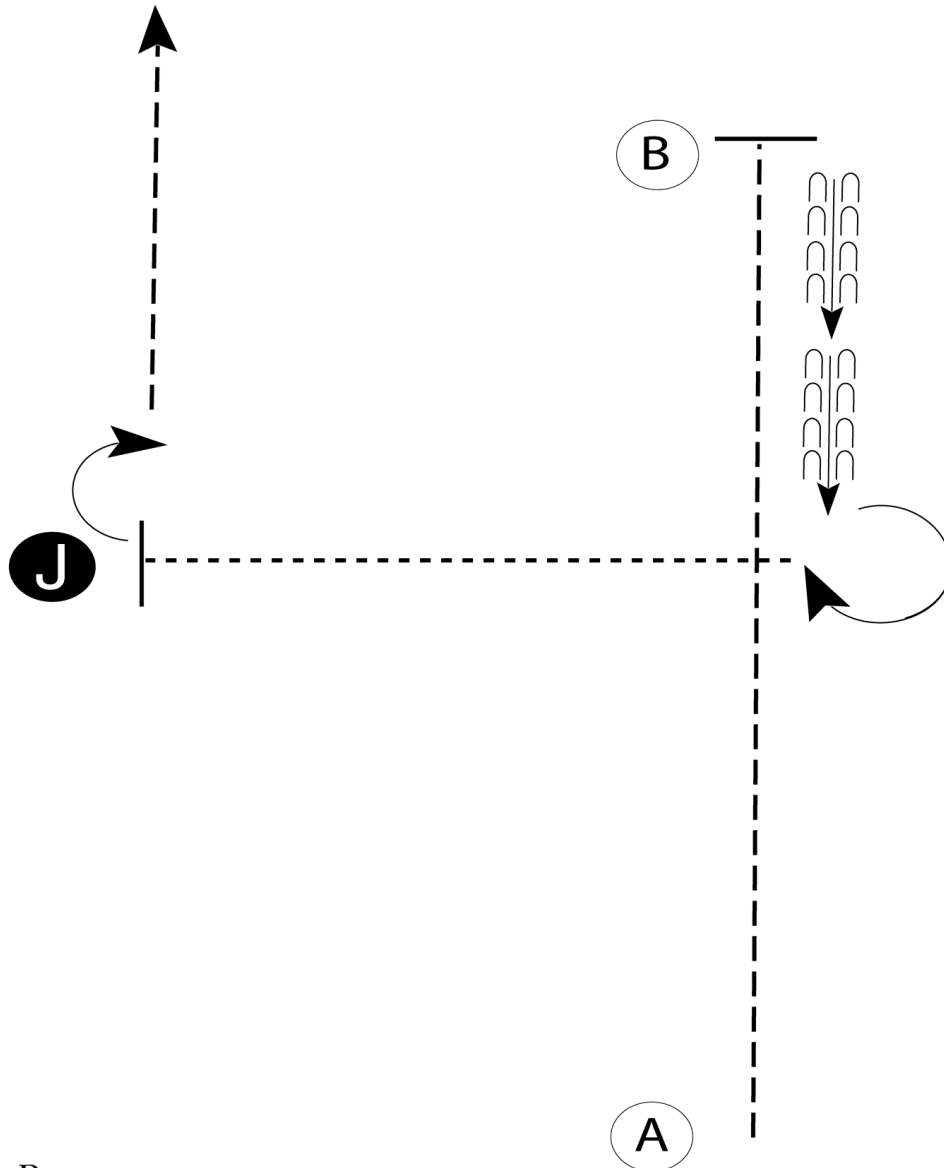
Florida Super 8 ApHC Show

Yth Walk-Trot Showmanship

Show Date: March 18th - 20th

w w w . H o r s e S h o w P a t t e r n s . c o m

w w w . H o r s e S h o w P a t t e r n s . c o m



1. Trot A to B.
2. Stop at B.
3. Back halfway to A.
4. Perform a 270 degree turn .
5. Walk to the judge, stop and set up for inspection.
6. When dismissed, perform a 90 degree turn and trot away from judge.

- Walk -----
Trot - - - - -
Back ← ← ← ← ←
Marker (B)
Judge (J)

Follow the instructions of your ring steward.

[SWT-1]

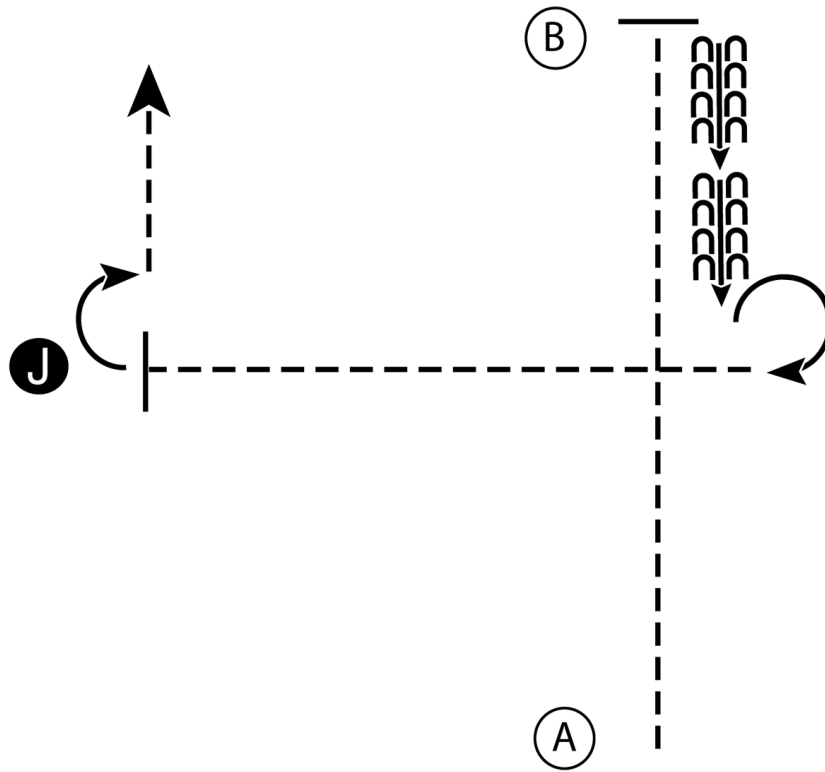
Pattern Provided by:

Cindy Mergaert

Florida Super 8 ApHC Show

Yth 13 & Under, Nov. Yth, & Nov. NP Showmanship

Show Date: March 18th - 20th



1. Trot A to B
2. Stop at B and back halfway to A
3. Stop and perform a 270 degree turn
4. Trot to judge and set up for inspection
5. When dismissed perform a 90 degree turn and trot away from judge

- Walk
Trot - - - - -
Back ← ← ← ← ←
Marker (B)
Judge (J)

[S/2-3]

Pattern Provided by:

Cindy Mergaert

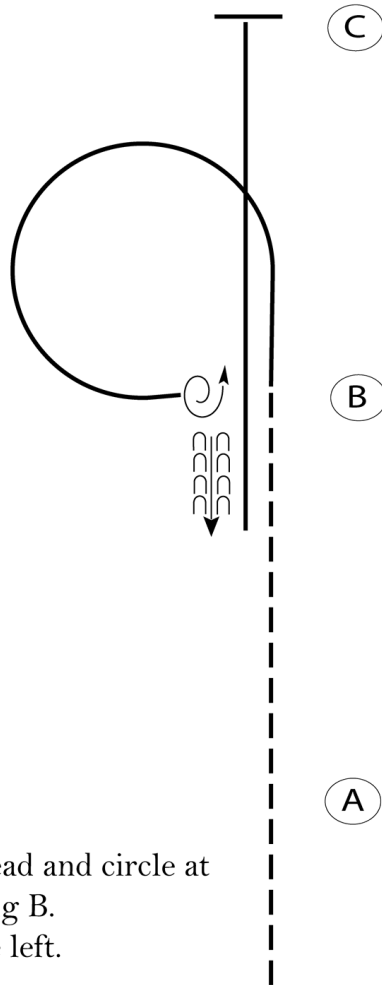
Florida Super 8 ApHC Show

Yth 13 & Under, Nov. Yth, & Nov. NP, & Masters Horsemanship

Show Date: March 18th - 20th

w w w . H o r s e S h o w P a t t e r n s . c o m

w w w . H o r s e S h o w P a t t e r n s . c o m



Begin before A at a jog.

1. Jog from A to B.
2. At B, lope on the left lead and circle at B as shown. Stop facing B.
3. Turn 1 1/4 turn to the left.
4. Back one horse length.
5. Lope on the right lead to C. Stop at C.

Follow the instructions of your ring steward.

Walk	-----
Jog	-----
Extended Jog	-----
Lope	—————
Leg Yield	
Lead Change	—/—
Back	← c c c c c
Marker	Ⓚ
Sidepass	←-----→

[WH/2-17]

Pattern Provided by:

Cindy Mergaert

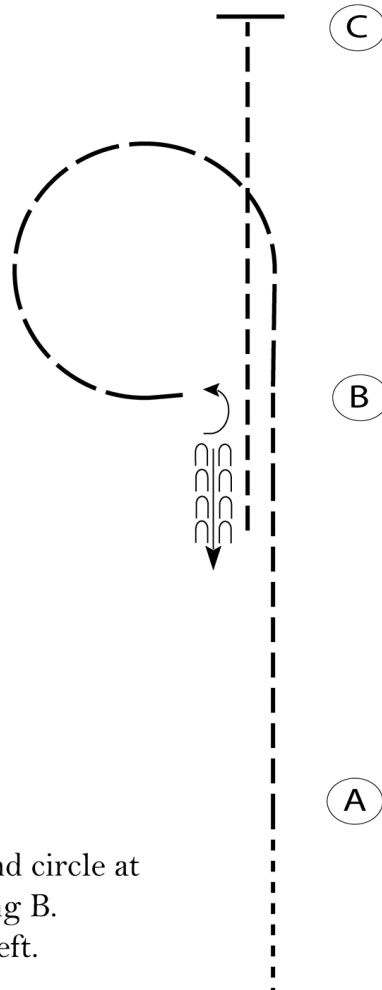
Florida Super 8 ApHC Show

Yth & NP Walk-Trot Horsemanship

Show Date: March 18th - 20th

www.HorseShowPatterns.com

www.HorseShowPatterns.com



Begin before A at a walk.

1. Jog from A to B.
2. At B, extend the jog and circle at B as shown. Stop facing B.
3. Turn 1/4 turn to the left.
4. Back one horse length.
5. Jog to C. Stop at C.

Follow the instructions of your ring steward.

Walk	-----
Jog	-----
Extended Jog	-----
Lope	—————
Leg Yield	
Lead Change	—/—
Back	←←←←← ←←←←←
Marker	⊙ B
Sidepass	←-----→

[WH/WT-17]

Pattern Provided by:

Cindy Mergaert

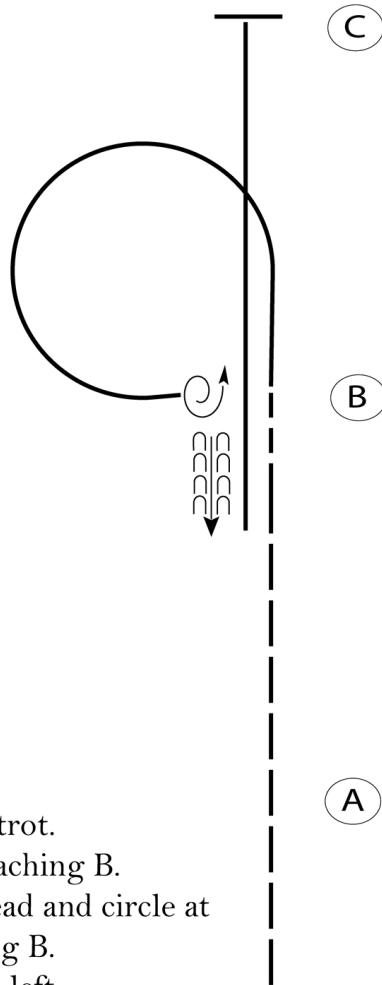
Florida Super 8 ApHC Show

Yth 14-18, NP, & 35 & Over NP Horsemanship

Show Date: March 18th - 20th

w w w . H o r s e S h o w P a t t e r n s . c o m

w w w . H o r s e S h o w P a t t e r n s . c o m



Begin before A.

1. Pass A at an extended trot.
2. Slow to a jog before reaching B.
3. At B, lope on the left lead and circle at B as shown. Stop facing B.
4. Turn 1 1/4 turn to the left.
5. Back one horse length.
6. Lope on the right lead to C. Stop at C.

Follow the instructions of your ring steward.

Walk	-----
Jog	- - - - -
Extended Jog	- - - - -
Lope	—————
Leg Yield	
Lead Change	— / —
Back	← C C C C C C C C C C
Marker	⊙ B
Sidepass	←-----→

[WH/3-17]

Pattern Provided by:

Cindy Mergaert